


BRIGHT WHITE  
QC 18783



WHITE WHITE  
QC 18317



BONE WHITE  
QC 18273




STONE GREY  
QC 18305



REGENT GREY  
QC 18730



IVORY  
QC 18802



LIGHT STONE  
QC 18367



GOLD  
QC 18276



HICKORY MOSS  
QC 18368



TAN  
QC 18315



BUCKSKIN  
QC 18055



INTERNATIONAL ORANGE  
QC 18234



BRIGHT RED  
QC 18386



TILE RED  
QC 18259



DARK RED  
QC 18250



PACIFIC TURQUOISE  
QC 18258



MEDIUM GREEN  
QC 18329



DEEP WATER GREEN  
QC 18684



MELCHER'S GREEN  
QC 18307



WHISTLER GREEN  
QC 18093



SAPPHIRE BLUE  
QC 18261



SLATE BLUE  
QC 18260



ROYAL BLUE  
QC 18790



HERON BLUE  
QC 18330



CHARCOAL  
QC 18306



COFFEE  
QC 18326



METRO BROWN  
QC 18228



BURGUNDY  
QC 18011



COPPER METALLIC  
QC 13234



BLACK  
QC 18262

Note: Colours may not appear exactly as shown above and may vary slightly. Colour selection may vary by branch location













**EXTEND THE LIFE OF YOUR ROOFING & SIDING WITH SUPERIOR STRENGTH & COLOURS THAT LAST**

At Westman Steel Industries, our product offering includes Prepainted Galvalume sheets that have the longest life of any roofing or siding sheet available. Utilizing a high quality, factory baked-on paint system and carrying a 40 year limited warranty, the Galvalume substrate we supply is superior when compared to a Galvanized substrate for most applications.

Our product offering includes a high tensile material that is pound for pound the strongest in the industry – up to 60% stronger than other roofing and siding panels on the market.

The result is a high quality coloured panel that will look great for years to come. See your local authorized Westman Steel Industries dealer for more information and be certain of what you are getting... there is a difference.

**OUR MOST POPULAR PROFILES**

			
<b>TOUGH RIB</b>	<b>936</b>	<b>RAINBOW RIB</b>	<b>TSM 32</b>
			
<b>SNAP LOK</b>	<b>DIAMOND RIB</b>	<b>AWR</b>	<b>ULTRA SPAN</b>
			
<b>7/8" CORRUGATED</b>	<b>1/2" CORRUGATED</b>	<b>WALL DECK</b>	<b>DECK MATE</b>